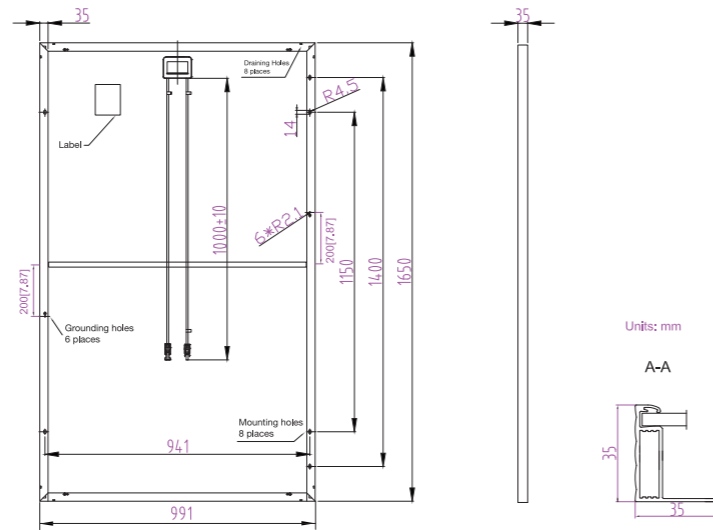



Engineering Drawings



MECHANICAL PARAMETERS

| | |
|---|---------------------------------------|
| Cell (mm) | Almost Full Square Mono 156.75x156.75 |
| Weight (kg) | 18.0 (approx) |
| Dimensions (L×W×H) (mm) | 1650×991×35 |
| Cable Cross Section Size (mm ²) | 4 |
| No. of Cells and Connections | 60 (6×10) |
| Junction Box | IP67, 3 diodes |
| Connector | MC4 Compatible |
| Packaging Configuration | 30 Per Pallet |

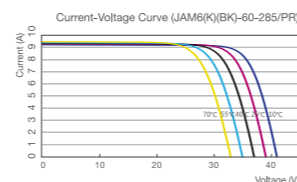
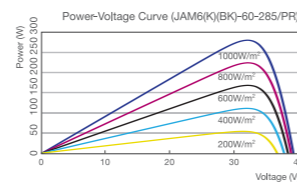
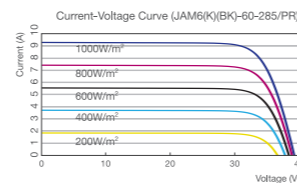
WORKING CONDITIONS

| | |
|---|---|
| Maximum System Voltage | DC 1000V (IEC) |
| Operating Temperature | -40°C~+85°C |
| Maximum Series Fuse | 15A |
| Maximum Static Load, Front Maximum Static Load, Back | 5400Pa (112 lb/ft ²) 2400Pa (50 lb/ft ²) |
| NOCT | 45±2°C |
| Application Class | Class A |

ELECTRICAL PARAMETERS

| TYPE | JAM6(K)(BK)-60-280/PR | JAM6(K)(BK)-60-285/PR | JAM6(K)(BK)-60-290/PR | JAM6(K)(BK)-60-295/PR | JAM6(K)(BK)-60-300/PR |
|--|---|-----------------------|-----------------------|-----------------------|-----------------------|
| Rated Maximum Power at STC (W) | 280 | 285 | 290 | 295 | 300 |
| Open Circuit Voltage (Voc/V) | 39.05 | 39.25 | 39.46 | 39.64 | 39.85 |
| Maximum Power Voltage (Vmp/V) | 31.60 | 31.70 | 31.80 | 32.03 | 32.26 |
| Short Circuit Current (Isc/A) | 9.38 | 9.46 | 9.57 | 9.66 | 9.75 |
| Maximum Power Current (Imp/A) | 8.86 | 8.99 | 9.12 | 9.21 | 9.30 |
| Module Efficiency [%] | 17.12 | 17.43 | 17.74 | 18.04 | 18.35 |
| Power Tolerance (W) | -0~+5W | | | | |
| Temperature Coefficient of Isc (αIsc) | +0.060%/°C | | | | |
| Temperature Coefficient of Voc (βVoc) | -0.300%/°C | | | | |
| Temperature Coefficient of Pmax (γPmp) | -0.390%/°C | | | | |
| STC | Irradiance 1000W/m ² , Cell Temperature 25°C, Air Mass 1.5 | | | | |


I-V CURVE



NOCT

| TYPE | JAM6(K)(BK)-60-280/PR | JAM6(K)(BK)-60-285/PR | JAM6(K)(BK)-60-290/PR | JAM6(K)(BK)-60-295/PR | JAM6(K)(BK)-60-300/PR |
|---------------------------------|---|-----------------------|-----------------------|-----------------------|-----------------------|
| Max Power (Pmax) [W] | 204.71 | 208.36 | 212.02 | 215.67 | 219.33 |
| Open Circuit Voltage (Voc) [V] | 35.81 | 36.01 | 36.24 | 36.46 | 36.65 |
| Max Power Voltage (Vmp) [V] | 28.55 | 28.62 | 28.81 | 28.87 | 28.94 |
| Short Circuit Current (Isc) [A] | 7.64 | 7.73 | 7.81 | 7.89 | 7.98 |
| Max Power Current (Imp) [A] | 7.17 | 7.28 | 7.36 | 7.47 | 7.58 |
| Condition | Under Normal Operating Cell Temperature, Irradiance of 800 W/m ² , spectrum AM 1.5, ambient temperature 20°C, wind speed 1 m/s | | | | |

280W Mono 60Cells
30W > Average

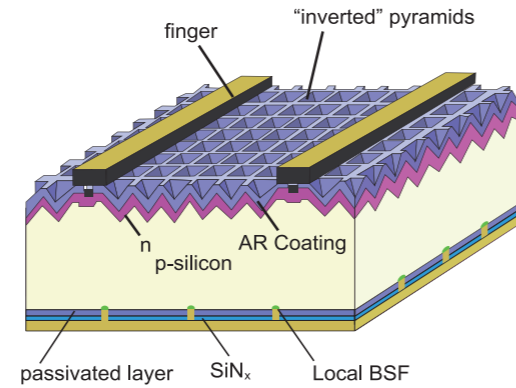


Harvest the Sunshine
Premium Cells, Premium Modules

Percium Cell

- The mono cell technology with passivated backside and local BSF
- >20.6% average mass production efficiency

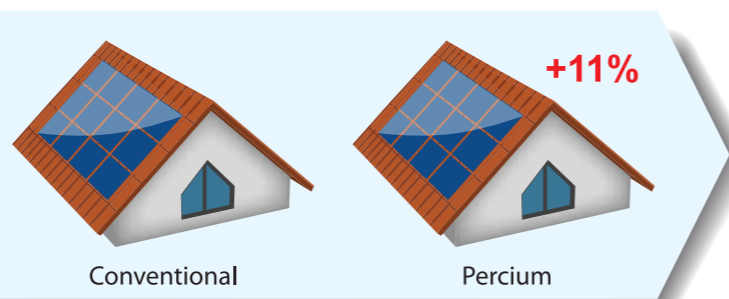
Average Mass Production Efficiency >20.6%



More Power Per m²

Higher conversion efficiency - more power production per unit area

Benefit: 11% More Power




Percium module 290Wp VS Conventional module 260Wp

Lower System Cost

Higher conversion efficiency help you save

- Transportation cost
- Installation cost
- BOS cost

Benefit: Save System Costs Per Watt

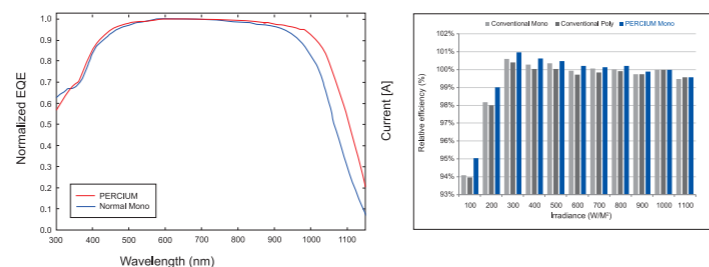


Cost saving estimation made by comparison between 260W and 290W modules

Excellent Low-light Performance

Enhanced spectral response at longer wavelength boosts low-light performance, which can produce more than 3% additional power compared with conventional module at system side.

Benefit: Excellent Low-light Performance



EQE—External quantum efficiency Relative module efficiency comparison under different irradiance

Source: TÜVRheinland

High Reliability

- Long-term reliability tests
- Harsh climate environment endurance tests
- PID-resistance tests
- Certified by TÜV SÜD and ETL
- Industry-leading cell technology
- High quality components from best suppliers
- Manufacturing inspected and certified by PI-Berlin and Solar-IF
- 100% in-house automatic manufacturing
- 2X 100% EL inspection ensuring defect-free



Other Features

- Positive power tolerance: 0~+5W
- Modules binned by current to improve system performance
- Excellent mechanical load resistance: Certified to withstand high wind loads (2400Pa) and snow loads (5400Pa)

Comprehensive Certificates

- IEC 61215, IEC 61730, UL1703, CEC Listed, MCS and CE
- ISO 9001: 2008: Quality management systems
- ISO 14001: 2004: Environmental management systems
- BS OHSAS 18001: 2007: Occupational health and safety management systems
- Environmental policy: The first solar company in China to complete Intertek's carbon footprint evaluation program and receive green leaf mark verification for our products



Specifications subject to technical changes and tests. JA Solar reserves the right of final interpretation.

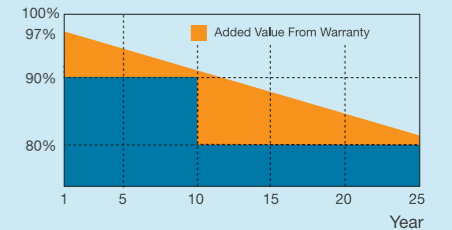
JA Solar Holdings Co., Ltd.

JA Solar Holdings Co.,Ltd is a world leading manufacturer of high-performance solar power products that convert sunlight into electricity for residential, commercial and utility-scale power generation. The company was founded in May 2005 and publicly listed on NASDAQ in February 2007. JA Solar has been the world's leading cell producer since 2010, and has firmly established itself as a tier 1 module supplier since 2012. Capitalizing on our strength in solar cell technology, we are committed to provide modules with unparalleled conversion efficiency, yield efficiency, and reliability to enable you to maximize your returns on PV projects. With its leading industry experience, continuous effort on R&D, customer-oriented service and sound financial status, JA Solar is your best choice of long-term trustworthy partner.

Add: Building No.8, Nuode Center, Automobile Museum East Road, Fengtai District, Beijing
Tel: +86 (10) 63611888
Fax: +86 (10) 63611999
Email: sales@jasolar.com market@jasolar.com

Product Warranty

- 12-year product warranty
- 25-year linear power warranty



Additional Insurance Options



Partner Section